
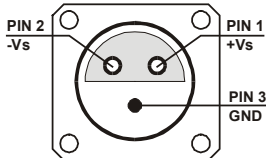


# 1 GHz High-Speed Amplifier



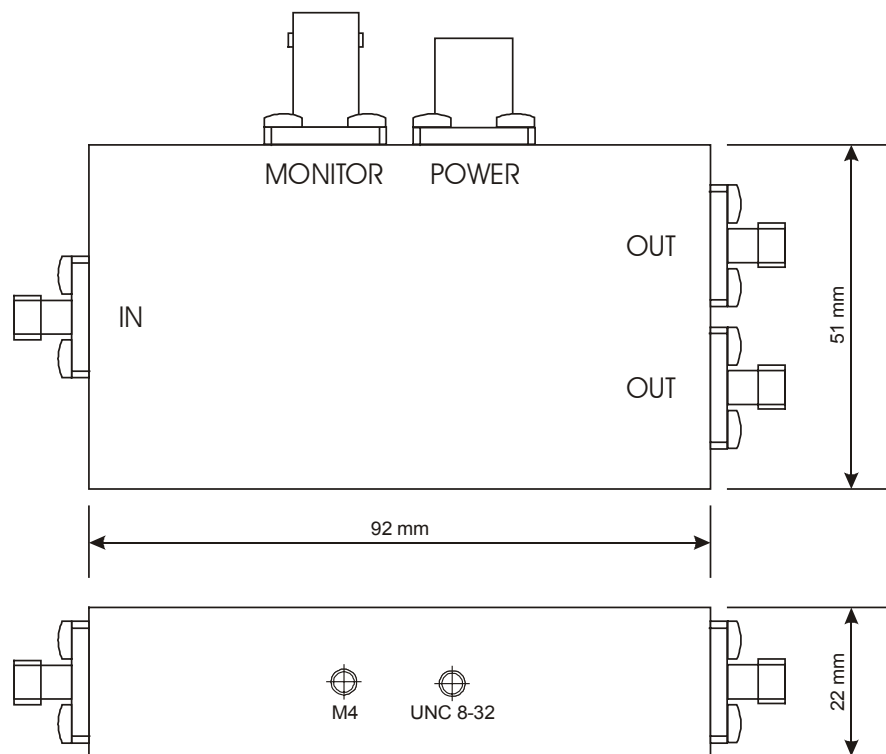
<p>Features</p>	<ul style="list-style-type: none"> <li>• <b>Bandwidth 10 kHz ... 1 GHz</b></li> <li>• <b>Rise Time 330 ps</b></li> <li>• <b>Gain 40 dB (5 kV/A)</b></li> <li>• <b>Noise Figure 1.9 dB</b></li> <li>• <b>Integrated Bias Circuit</b></li> <li>• <b>Monitor Output</b></li> <li>• <b>Two identical Signal Outputs</b></li> </ul>	
<p>Applications</p>	<ul style="list-style-type: none"> <li>• <b>Preamplifier for ultra-fast Detectors (Microchannel-Plates, Photomultipliers, Avalanche-Photodiodes, PIN-Photodiodes etc.)</b></li> <li>• <b>Oscilloscope and Transient-Recorder Preamplifier</b></li> <li>• <b>Time-Resolved Pulse and Transient Measurements</b></li> </ul>	
<p>Block Diagram</p>		
<p>Specifications</p>	<p><b>Test Conditions</b></p> <p>Gain</p> <p>Gain Accuracy</p> <p>Gain Flatness</p> <p>Frequency Response</p> <p>Lower Cut-Off Frequency</p> <p>Upper Cut-Off Frequency</p> <p>Time Response</p> <p>Rise / Fall Time (10% - 90%)</p> <p>Input</p> <p>DC Input Impedance</p> <p>RF Input Impedance</p> <p>50 Ω Noise Figure</p> <p>Equivalent Input Voltage Noise</p> <p>Equivalent Input Current Noise</p> <p>Input VSWR</p> <p>Maximum Input VSWR</p>	<p><math>V_s = \pm 15 \text{ V}</math>, <math>T_a = 25^\circ\text{C}</math>, System Impedance = <math>50 \Omega</math></p> <p>40 dB (5 kV/A)</p> <p><math>\pm 1 \text{ dB}</math></p> <p><math>\pm 0.1 \text{ dB}</math></p> <p>10 kHz</p> <p>1 GHz</p> <p>330 ps</p> <p><math>50 \Omega</math></p> <p><math>50 \Omega</math></p> <p>1.9 dB (@ <math>f &lt; 700 \text{ MHz}</math>)</p> <p><math>330 \text{ pV}/\sqrt{\text{Hz}}</math> (@ <math>f &lt; 700 \text{ MHz}</math>)</p> <p><math>6.6 \text{ pA}/\sqrt{\text{Hz}}</math> (@ <math>f &lt; 700 \text{ MHz}</math>)</p> <p>1 : 1.45 (@ <math>f &lt; 1.5 \text{ GHz}</math>)</p> <p>1 : 1.45 (@ <math>f &lt; 3 \text{ GHz}</math>)</p>

# 1 GHz High-Speed Amplifier

<p>Output</p>	<p>Two identical Signal Outputs:</p> <p>Output Impedance                    50 <math>\Omega</math></p> <p>Maximum Output VSWR            1 : 1.6            (@ f &lt; 3 GHz)</p> <p>Output Power P<sub>1dB</sub>                + 11.5 dBm    (@ f &lt; 500 MHz)</p> <p>Output Peak-Peak Voltage        2 V<sub>pp</sub>            (@ f &lt; 500 MHz, for linear Amplification)</p> <p>Isolation between Outputs        20 dB            (@ f &lt; 3 GHz)</p>
<p>Monitor Amplifier</p>	<p>Gain                                    26 dB (1 kV/A)</p> <p>Lower Cut-Off Frequency        DC</p> <p>Upper Cut-Off Frequency        100 kHz</p> <p>Output Voltage                    <math>\pm 10</math> V            (@ 10k<math>\Omega</math> load)</p>
<p>Power Supply</p>	<p>Supply Voltage                    <math>\pm 15</math> V</p> <p>Supply Current                    + 200 / -10 mA</p>
<p>Case</p>	<p>Weight                                180 gr. (0.41 lbs)</p> <p>Material                              AlMg4.5Mn, nickel-plated</p>
<p>Temperature Range</p>	<p>Storage Temperature            - 40 ... + 100 °C</p> <p>Operating Ambient Temperature 0 ... + 60 °C</p> <p>Operating Case Temperature    40 °C            (@ Ta = 25 °C)</p>
<p>Absolute Maximum Ratings</p>	<p>Power Supply Voltage            <math>\pm 20</math> V</p> <p>DC and LF Input Voltage        <math>\pm 4</math> V</p> <p>RF Input Power                    + 13 dBm</p>
<p>Connectors</p>	<p>Input                                    SMA</p> <p>Signal Outputs                    SMA</p> <p>Monitor Output                    BNC</p> <p>Power Supply                    LEMO Series 1S, 3-pin fixed Socket  Pin 1:                    + 15 V  Pin 2:                    - 15 V  Pin 3:                    GND</p> 

# 1 GHz High-Speed Amplifier

Dimensions



DZ01-0611-10

FEMTO Messtechnik GmbH  
 Paul-Lincke-Ufer 34  
 D-10999 Berlin · Germany  
 Tel.: +49 (0)30 – 4 46 93 86  
 Fax: +49 (0)30 – 4 46 93 88  
 e-mail: info@femto.de  
 http://www.femto.de

Specifications are subject to change without notice. Information furnished herein is believed to be accurate and reliable. However, no responsibility is assumed by FEMTO Messtechnik GmbH for its use, nor for any infringement of patents or other rights granted by implication or otherwise under any patent rights of FEMTO Messtechnik GmbH. Product names mentioned may also be trademarks used here for identification purposes only.

© by FEMTO Messtechnik GmbH  
 Printed in Germany