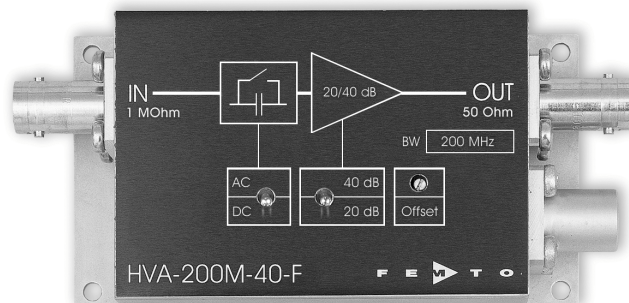


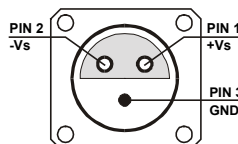
## 200 MHz High Input Impedance Voltage Amplifier



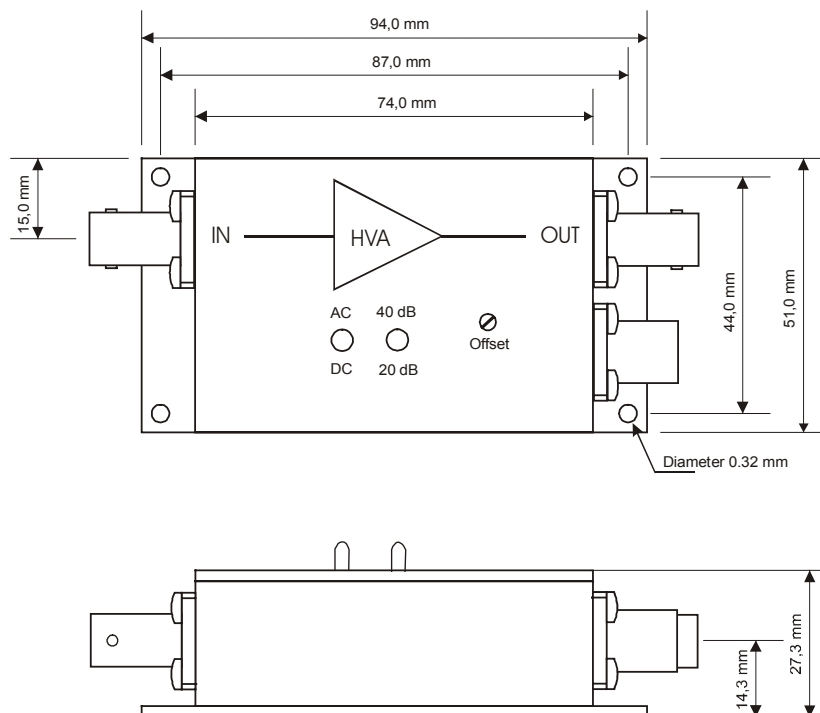
Features	<ul style="list-style-type: none"> <li>• <b>Gain 20/40 dB (x10/x100) switchable</b></li> <li>• <b>Bandwidth DC ... 200 MHz</b></li> <li>• <b>High Input Impedance 1 MΩ</b></li> <li>• <b>Switchable AC/DC Coupling</b></li> </ul>	
Applications	<ul style="list-style-type: none"> <li>• <b>Oscilloscope and Transient-Recorder Preamplifier</b></li> <li>• <b>Photomultiplier and Microchannel-Plate Amplifier</b></li> <li>• <b>Signal Booster for Optical Receivers and Current Amplifiers</b></li> <li>• <b>Time-Resolved Pulse and Transient Measurements</b></li> </ul>	
Specifications	<p>Test Conditions</p> <p>Gain</p> <p>Gain Accuracy</p> <p>Frequency Response</p> <p>Lower Cut-Off Frequency (-3 dB)</p> <p>Upper Cut-Off Frequency (-3 dB)</p> <p>Rise/Fall Time (10% - 90%)</p> <p>Input</p> <p>Input Impedance</p> <p>Input Voltage Noise</p> <p>Input Bias Current</p> <p>Input Offset Voltage</p> <p>Input Voltage Drift</p> <p>Output</p> <p>Output Impedance</p> <p>Output Voltage</p> <p>Max. Output Current</p> <p>Output Offset Trimmer Range</p> <p>Slew Rate</p> <p>Power Supply</p> <p>Supply Voltage</p> <p>Supply Current</p> <p>Case</p> <p>Weight</p> <p>Material</p>	<p><math>V_s = \pm 15 \text{ V}, T_a = 25^\circ\text{C}</math></p> <p>20/40 dB switchable</p> <p><math>\pm 0.2 \text{ dB}</math></p> <p>DC/1 Hz switchable</p> <p>200 MHz</p> <p>1.8 ns</p> <p>1 MΩ    15 pF</p> <p>4.8 nV/√Hz (@ 50 MHz, 40 dB)</p> <p>6.0 nV/√Hz (@ 50 MHz, 20 dB)</p> <p>10 pA</p> <p>500 μV typ.</p> <p>5 μV/°C</p> <p>50 Ω</p> <p>2 Vpp (@ 50 Ω load, for linear Amplification)</p> <p>60 mA</p> <p><math>\pm 100 \text{ mV}</math></p> <p>600 V/μs (@ 20 dB, 50 Ω load)</p> <p>1,100 V/μs (@ 40 dB, 50 Ω load)</p> <p><math>\pm 15 \text{ V}</math></p> <p><math>\pm 70 \text{ mA typ. (no-signal)}</math></p> <p>recommended Power Supply Capability minimum 150 mA</p> <p>200 g (0.5 lbs)</p> <p>AlMg4.5Mn, nickel-plated</p>

## 200 MHz High Input Impedance Voltage Amplifier

Temperature Range	Storage Temperature Operating Temperature	- 40 ... + 100 °C 0 ... + 60 °C
Absolute Maximum Ratings	Power Supply Voltage Input Voltage Transient Input Voltage	± 20 V ± 5 V 200 V (@ 200 pF Source)
Connectors	Input Output Power Supply	BNC BNC LEMO Series 1S, 3-pin fixed Socket Pin 1: + 15V Pin 2: - 15V Pin 3: GND



### Dimensions



DZ-HVA-200M-40\_1

FEMTO Messtechnik GmbH  
Paul-Lincke-Ufer 34  
D-10999 Berlin · Germany  
Tel.: +49 (0)30 – 4 46 93 86  
Fax: +49 (0)30 – 4 46 93 88  
e-mail: info@femto.de  
http://www.femto.de

Specifications are subject to change without notice. Information furnished herein is believed to be accurate and reliable. However, no responsibility is assumed by FEMTO Messtechnik GmbH for its use, nor for any infringement of patents or other rights granted by implication or otherwise under any patent rights of FEMTO Messtechnik GmbH. Product names mentioned may also be trademarks used here for identification purposes only.  
© by FEMTO Messtechnik GmbH  
Printed in Germany