

# Uniblitz® VED24

Single-Channel Bi-Stable/Uni-Stable Shutter Controller



## Overview

The Uniblitz VED24, or Versatile Electronic Driver, provides simple, straightforward shutter control. The device is compatible with both uni-stable and bi-stable shutter devices. Operation options include manual shutter control, external triggering, and remote computer interfacing. Exposure is determined by external pulse (Active-Low, TTL), computer interface, or switch contact.

See the [VED24 User Manual](#) for additional information regarding this device. The VED24 is **RoHS compliant**.

**Need Support?** Please [visit our website](#) or email us at [info@uniblitz.com](mailto:info@uniblitz.com).

Tel: 585-385-5930 | Toll-Free: 800-828-6972 | Fax: 585-385-6004 | 803 Linden Ave. Rochester, NY 14625  
Updated 5/16 | Datasheet Version 5.0 | ©2016 Vincent Associates

## What's Included

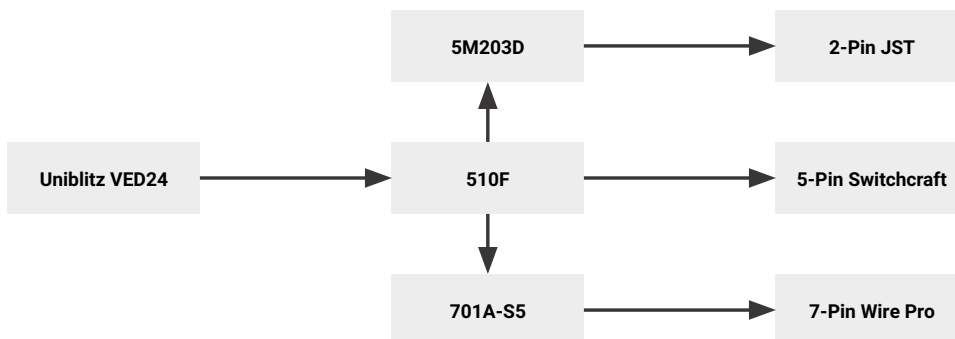
- VED24 Shutter Driver
- Manual (included on flash drive)
- **PS24** +24 VDC, 40W, Power Supply w/ US line cord
- **510F** Shutter Interconnect Cable (3.0 m)
- **USB-AB** Cable (1.0 m)
- **5M203D** Adapter
- **701A-S5** Adapter

# Shutter Compatibility

CS	DSS	LS	NS	TS	VS	XRS
CS25 <sup>1</sup>	DSS10B	LS2 <sup>1</sup>	NS15B	TS2B	VS14 <sup>1</sup>	XRS6 <sup>1</sup>
CS35 <sup>1</sup>	DSS20B	LS3 <sup>1</sup>	NS25B	TS6B	VS25 <sup>1</sup>	XRS14 <sup>1</sup>
CS45 <sup>1</sup>	DSS25B	LS6 <sup>1</sup>	NS25S <sup>1</sup>		VS35 <sup>1</sup>	XRS25 <sup>1</sup>
CS65 <sup>1</sup>	DSS35B		NS35B			
CS90 <sup>1</sup>			NS45B			
			NS65B			

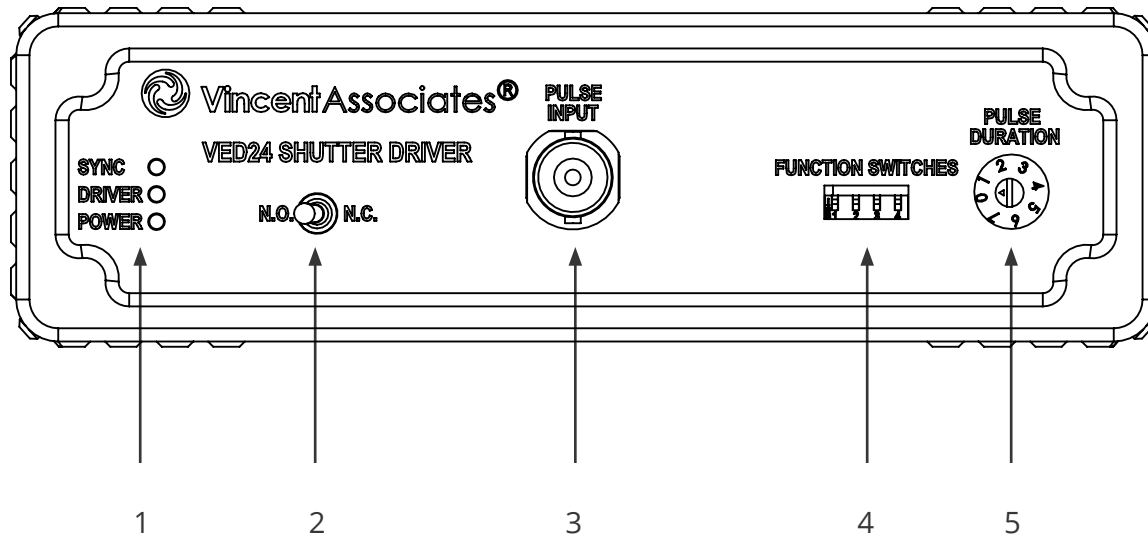
<sup>1</sup> Will require "E" option for VED24 compatibility.

# Shutter Interfacing

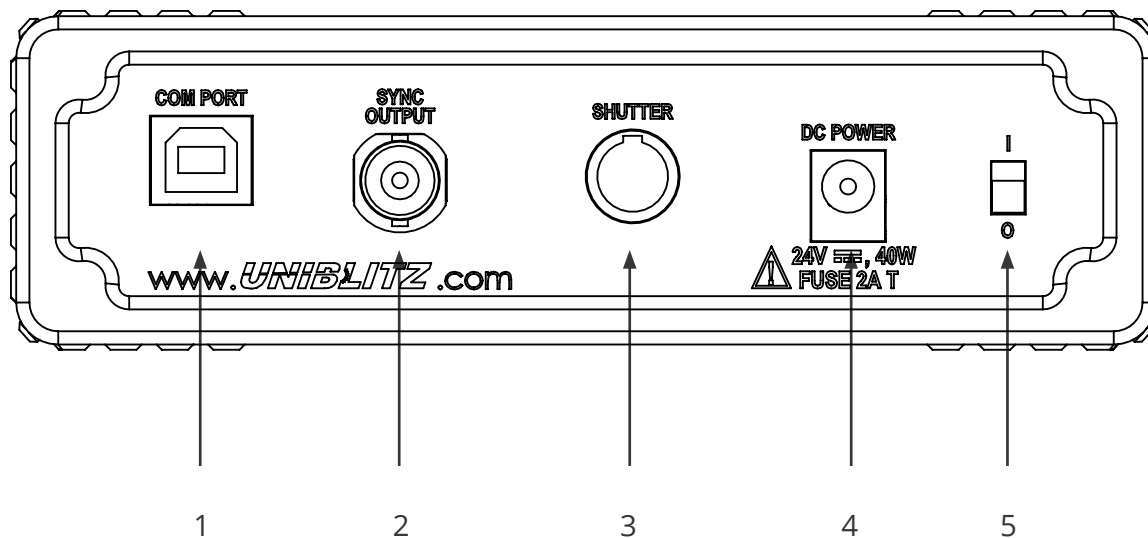


This graphic (left) shows how the VED24 should be interfaced with various shutters devices/shutter connectors using the included adapters and interconnect cable.

# Device Layout



1. LED for power, driver, and sync status
2. Toggle switch for Normally Open/ Normally Closed operation
3. Pulse input BNC is an Active-Low TTL input signal
4. Local/Remote, Voltage Select, Bi-Stable/Uni-Stable, and Time Select Function switches
5. Selectable timing widths for specific shutters via Pulse Duration rotary octal switch



1. USB Type-B receptacle for computer interface control
2. Sync Output BNC is an Active-High TTL output signal
3. Shutter Interconnect - 5-pin male Switchcraft connector
4. 2.0mm DC jack - Accepts +24VDC, fuse Power ON/OFF slide switch
5. Power ON/OFF slide switch