

ES-423GR Guard Ring LaB₆ Cathode User Information

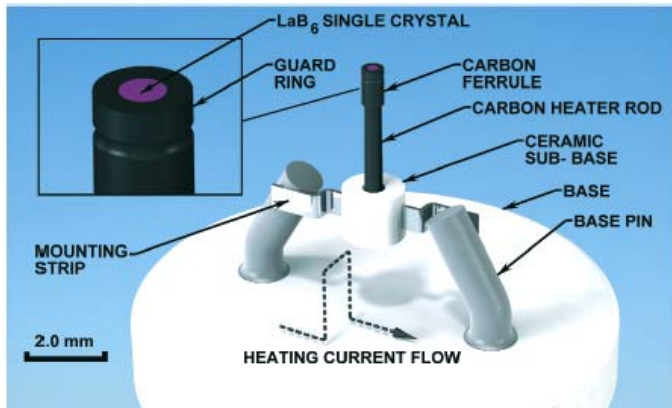


Fig. 1 ES-423GR Guard Ring LaB₆ Single Crystal Cathode on AEI Base

INTRODUCTION

The Kimball Physics ES-423GR Guard Ring Lanthanum Hexaboride LaB₆ Cathode is a high performance, resistively heated, thermionic electron source. It is currently employed in electron sources such as SEMs, electron lithography systems, x-ray systems, etc. The emitter is a 10 μm to 250 μm diameter (user specified) single crystal, <100> orientation mounted on the end of a single-piece, stress-free carbon heater rod, held in place by a carbon ferrule.

The model ES-423GR is available with the LaB₆ crystal cut at a cone angle of 60° or 90° and a microflat size from 10 μm to 250 μm. These dimensions are included in the part number, e.g the ES-423GR style 90-50, having a 90° cone with a 50 μm microflat. The LaB₆ cathode is available mounted on a standard AEI base, a Kimball Physics CB-104 ceramic base, or on a variety of custom bases for particular systems.

HANDLING

Cathodes are fragile and caution must be used in handling. Do not touch the cathode structure itself, only the cathode base. The cathodes are shipped vacuum clean and ready to install. The use of clean room gloves is recommended to keep parts free of fingerprints and other contaminants.

To remove the cathode assembly from the purple shipping container:

- Place the purple base on a level surface.
- Holding onto the lower part (purple) of the shipping container, unscrew the upper cover (plexiglass) and remove it vertically to avoid hitting the cathode.
- Grasp the edges of the cathode base and depress the push button or loosen the screw on the side of the container (shipping containers differ slightly depending on base style) to release the cathode base (and whole assembly).
- Carefully lift off the cathode assembly.



CAUTION

Kimball Physics recommends that the LaB₆ cathode be operated only in a vacuum of 10⁻⁷ torr or better and at currents less than 2.2 A. **Poor vacuum or excessive current will reduce cathode lifetime.**

OPERATING VACUUM

A vacuum of 1x10⁻⁶ torr or better is required for proper operation of the cathode, but is not considered satisfactory for long life operation. A pressure of less than 5x10⁻⁷ torr (preferably 1x10⁻⁷ torr) is required for longer lifetimes. Cathode lifetime will increase as the vacuum is reduced to the 10⁻⁸ torr range. (Reference Kimball Physics Technical Bulletin #LaB₆-02, "The Relationship Between LaB₆ and Gun Vacuum" for additional information.)

INITIAL RUN-UP

Follow the initial start-up procedure recommended by the manufacturer of the system receiving the cathode. This serves the purpose of outgassing water vapor from inside the Wehnelt cap (water vapor forms oxides on the LaB₆ surface) and removes any oxides that have already formed on the LaB₆ surface. Alternatively, for outgassing, run the cathode at reduced power (about 1.8 V or about 1.6 A) for 15 to 20 minutes. During this initial run-up, the pressure in the gun will increase and should not be allowed to exceed 1x10⁻⁶ torr. The temperature should be adjusted up to the normal operating temperature gradually so that pressures do not exceed 1x10⁻⁶ torr in the process. For operation, pressures better than 10⁻⁷ torr are recommended. The ES-423GR cathode is designed to resist thermal shock: after the initial run-up and outgassing of the Wehnelt, the cathode can be turned off and on to maximum current instantly.

OPERATING POWER

During typical operation, the temperature of the LaB₆ crystal is in the range of 1700 K (~1.8 A) to the maximum high brightness temperature of 1900 K (~2.1 A) (1425°C to 1625°C). Increasing the power gradually, in small increments, will enable the operator to determine best operating power. The cathode power will depend on other settings of the system, particularly bias voltage. (Reference Kimball Physics Technical Bulletin #LaB₆-01, "General Guidelines for Operating ES-423E LaB₆ Cathodes," for further details.) Always run the cathode at the minimum power necessary for adequate emission. As with all cathodes, there is a compromise between operating lifetime and total emission current. See graphs for typical operating parameters of the cathode.

CAUTION: Operating the cathode above 2.1 A will limit the lifetime of the cathode to a few hundred hours.

KIMBALL PHYSICS INC.

311 KIMBALL HILL ROAD, WILTON, NH 03086-9742 USA
Tel: (603) 878-1616 1-888-546-7497 Fax: (603) 878-3700
e-mail: info@kimphys.com Web: www.kimballphysics.com

EMISSION INSTABILITY

The <100> surface of the emitter can be sensitive to gas evolution from downstream elements of the system, particularly during the initial stages of use. Gas pulses, due to electron desorption or heating, can result in emission current variations. The persistence of possible effects like these depends on outgassing within the system. Once the system is fully outgassed, cathode operation should be stable. Even though source current values are often given as operational benchmarks here, it is still assumed that the cathode is being driven by a voltage source.

The operating procedure of the ES-423GR cathode requires careful attention to the cathode heating current, cathode emission current, and chamber pressure, but should be driven by a voltage source rather than a current source. A current source will cause an unstable increase in cathode temperature, resistance and voltage which results in premature heater burnout. When driven by a voltage source, heater current decreases over time as the cathode temperature and resistance rise, resulting in stable power conditions.

SERVICE

If a problem arises during initial installation, call Kimball Physics Customer Service at (603) 878-1616. Cathodes may be returned to Kimball Physics for evaluation with a return authorization number.

In case of breakage, handle the cathode assembly with tweezers, being careful to touch only the carbon mount or the base of the cathode (never the cone or the flat). If broken off prior to usage, place the cathode in a capsule or in tissue or secure with double-sided adhesive, and return to Kimball Physics along with the cathode base in the original shipping tube.

FURTHER INFORMATION

Additional details are available in the following Kimball Physics Technical Bulletins on the website at www.kimballphysics.com.

- LaB₆-01 General Guidelines for Operating ES-423E LaB₆ Cathodes
- LaB₆-02 The Relationship Between LaB₆ and Gun Vacuum
- LaB₆-03 Emission Drift - LaB₆ Gun Stability
- LaB₆-04 Oxygen Activation of LaB₆ Cathodes – The Double Saturation Effect
- LaB₆-05 Kimball Physics ES-423E LaB₆ Cathode Style 60-06 (60° Included Cone Angle, 6 μm Diameter Flat)
- LaB₆-06 Kimball Physics ES-423E LaB₆ Cathode Operating Instructions for Leica/ Cambridge Stereoscan Series SEM's
- LaB₆-07 Recovery of Emission from ES-423E LaB₆ Cathodes Following a Vacuum Dump

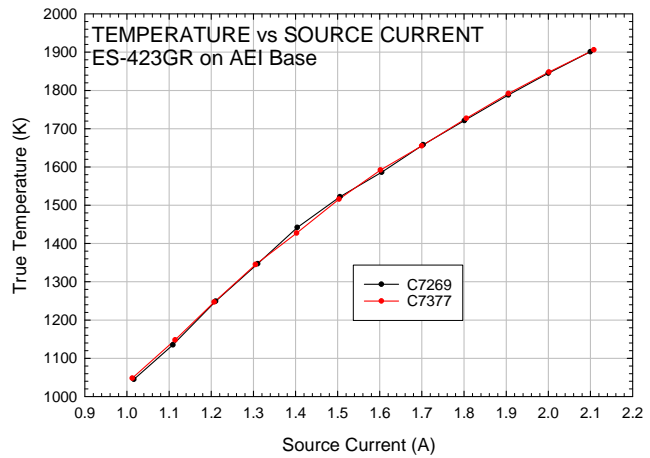
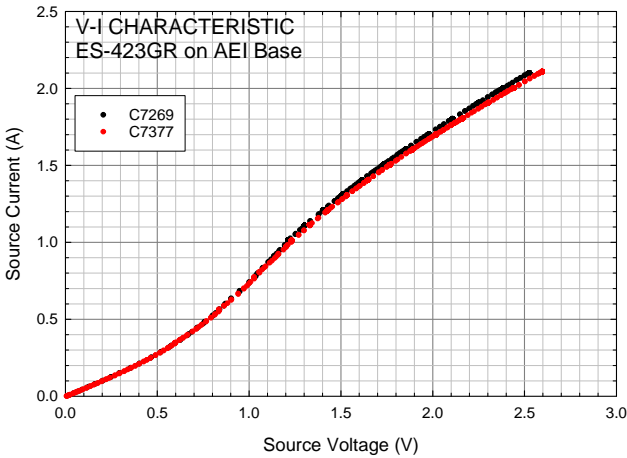
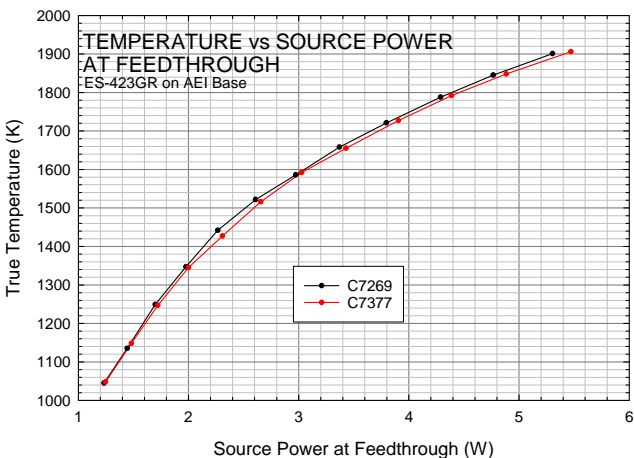



Fig. 2 Typical Operating Parameters of the ES-423GR LaB₆ Cathode



KIMBALL PHYSICS INC. 

311 KIMBALL HILL ROAD, WILTON, NH 03086-9742 USA
 Tel: (603) 878-1616 1-888-546-7497 Fax: (603) 878-3700
 e-mail: info@kimphys.com Web: www.kimballphysics.com