

50 eV to 1500 eV Focused or Uniform Wide-Angle Low-Energy Electron Beams

FOR USE IN:

SURFACE PHYSICS STUDIES
VACUUM PHYSICS EXPERIMENTS
CHARGE NEUTRALIZATION
ELECTRON DESORPTION
SURFACE SCRUBBING
PHOSPHOR TESTING
IONIZATION EXPERIMENTS
SEMICONDUCTOR PROCESSING

FEATURES / OPTIONS:

WIDELY CONTROLLABLE PARAMETERS
FLOOD BEAMS or NARROW ANGLE BEAMS
ELECTROSTATIC FOCUSING
DEFLECTION, RASTERING, PULSING
DEMOUNTABLE GUN
COMPUTER / REMOTE CONTROL

The Kimball Physics EFG-7 Electron Gun, with its matching EGPS-1017 Power Supply, is intended for use in a variety of UHV, surface physics, and processing applications. It is a complete subsystem ready to attach and turn on. Beam energy, beam current and spot size are independently adjustable over wide ranges.


The EFG-7 Electron Gun uses a refractory metal cathode to generate a uniform flood beam. The gun design allows for generation of the beam down to low energies, and very low currents. The standard model EFG-7 produces a beam current of 1 nA to 100 μ A and energies of 50 eV to 1500 eV. A High Current option provides beam currents up to 1 mA.

Centering deflection, rastering and pulsing are all available as options. Because the design has been optimized as a flood gun and uses a cylindrical 4-pole deflector, deflection aberrations can be severe when the beam is focused into a small spot.

UHV technology is used throughout. The gun can be run in vacuums from 10^{-11} torr up to 10^{-5} torr for the standard Ta disc cathode. The electron gun is bakable to 350°C with cables removed.

Optional cathodes include: barium oxide discs (BaO, low light, low energy spread, min. vacuum 1×10^{-7} torr) and yttria-coated iridium discs ($Y_2O_3 - Ir$, rugged, vacuum up to 10^{-4} torr, may survive brief loss of vacuum). With the exception of BaO, the cathodes are not damaged by repeated exposure to atmospheric gases or water vapor when cold. Cathode lifetime is a function of vacuum conditions and beam current as related to cathode temperature. Cathode lifetime at low currents in good vacuum may be in the many hundreds of hours, or even over a thousand hours.

Firing units are user-replaceable; spare firing units can be purchased new, and used firing units may be returned to the factory for rebuild.



*EFG-7 Electron Gun with Deflection.
(Inset shows gun demounted)*

Alternatively, the entire electron gun can be sent back to the factory for complete cleaning, rebuild, cathode replacement, and optional in-vacuum testing.

The EFG-7 Electron Gun is available in three different mounting configurations. The standard gun is without deflection and is mounted on a 2 $\frac{1}{4}$ CF Flange Adaptor with a single cable connector. With optional deflection, the gun is mounted on a 2 $\frac{1}{4}$ CF Flange Multiplexer with separate source, grid and deflection connectors. A demountable style shown above is also available for a gun with deflection. The demountable gun can be used as mounted gun, or it can be removed by the user from its mounting and used as an unmounted gun with the Flange Multiplexer as a separate vacuum feedthrough.

The control grid allows pulsing options: either fast capacitive beam pulsing or dual grid pulsing. Capacitive beam pulsing, using a Pulse Junction Box, permits fast beam pulsing down to 20 ns with 20% maximum duty cycle. Capacitive pulsing requires an external, variable-voltage pulse generator (not included) and Flange Multiplexer mounting. Pulsing of the electron beam can also be accomplished with dual grid supplies, requiring only a TTL pulse input.

For guns with deflection, a rastering option can be provided by the Raster Generator Deflection Unit, integrated into the EGPS-1017 power supply.

The EGPS-1017 Power Supply features a modular design with miniaturized power supply clusters, optically isolated signals, and the new FlexPanel digital interface controller. The included power supplies are Beam Energy, Focus, and optional X,Y Deflection, as well as the floating Source/ECC and Grid supplies.

The new FlexPanel provides a digital display screen and a keypad for programming control on the front panel. Rear panel connectors allow remote /computer control and metering of all gun power supplies. An RS-232 serial port and an analog input/output connector are included on standard power supply units. All common computer interface bus types can be accommodated, by use of appropriate digital to analog converters. RS-422/485 conversion is possible.

An optional LabVIEWTM computer program designed for the EFG-7 is available for remote computer control and metering using National Instrument DAQ boards and SCSI connectors on the EGPS-1017. The program provides a virtual panel of controls and meters on the user's computer screen.

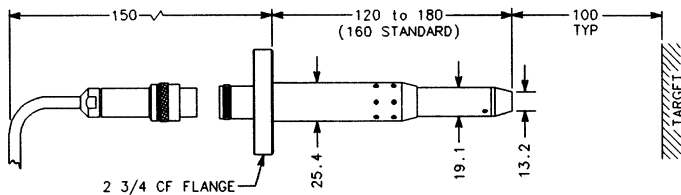


EGPS-1017 Electron Gun Power Supply with FlexPanel controller

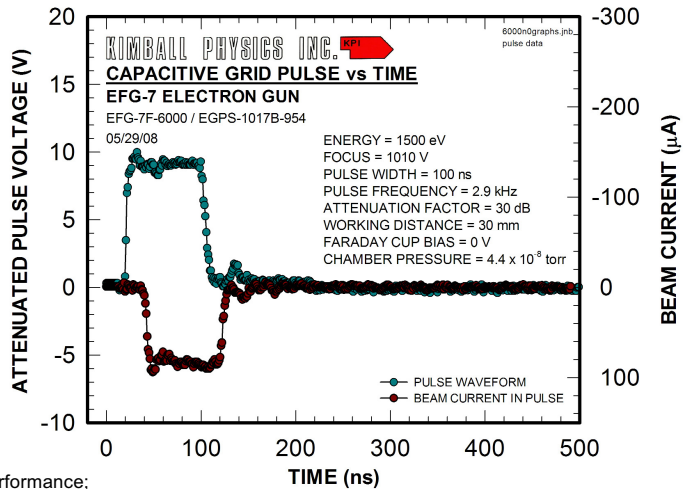
STANDARD MODEL EFG-7 ELECTRON GUN SPECIFICATIONS	
BEAM ENERGY	50 eV to 1500 eV (Independently adjustable)
BEAM CURRENT	Standard: 1 nA to 100 μ A (Independently adjustable) High Current option: 1 nA to 1 mA
ENERGY SPREAD	Approx. 0.4 eV cathode thermal spread, calculated
SPOT SIZE	Standard: 1 mm to 100 mm (Independently adjustable) High Current option: 3 mm to 100 mm
WORKING DISTANCE	Variable: 25 mm to 200 mm
BEAM DEFLECTION	Optional: 4 pole electrostatic: $\pm 5^\circ$ at 1500 eV; scales larger at lower energies
PULSE CAPABILITY (using appropriate pulse generator, not included)	Optional Capacitive Pulse Junction Box: pulse width 20 ns to 100 μ s, rise/fall 10 ns, 50 Ω impedance, 1 W standard (higher power available) Optional Dual Grid Power Supply: pulse width 2 μ s to DC, rise/fall 500 ns, rep rates to 5kHz (TTL required)
BEAM UNIFORMITY	Gaussian
FIRING UNIT	Customer-replaceable Firing Unit includes precision-aligned cathode and Wehnelt (G-1) assembly and anode, with insulators and connectors
CATHODE TYPES	Standard: Tantalum disc Optional: Barium oxide (BaO) or Yttrium oxide (Y_2O_3) Cathodes not harmed by repeated exposure to atmospheric gases while cold
MOUNTING	Standard: Flange Adaptor with a 2 3/4 inch CF (no deflect) Optional: Flange Multiplexer with a 2 3/4 inch rotatable CF, including both tapped and clear mounting holes Optional: Demountable (Unmounted / Mounted) with a Flange Multiplexer with a 2 3/4 inch rotatable CF
FARADAY CUP	Optional: Mounted on gun, manual or pneumatic control
BEAM ALIGNMENT	Optional: Mechanical alignment with $\pm 2^\circ$ Port Aligner
INSERTION LENGTH	Standard: 160 mm, Range: 120 mm to 180 mm. Demounted gun :Gun length with pins 135 mm standard Custom lengths available. Gun manufactured at standard length unless otherwise specified at time of order.
GUN DIAMETER	25.4 mm at the gun flange, necks down to 19.1 mm at 100 mm from the flange
FEEDTHROUGHS	Multipin brazed ceramic, threaded stainless steel shell
CABLES / CONNECTORS	Multiconductor high voltage fully ground-shielded cable, coaxial grid cable, low voltage deflection cable, with mating aluminum shell connectors, to connect gun and power supply. Standard lengths: 3 m Optional: 5 m
MAXIMUM BAKEOUT	350°C with cables removed (Faraday cup: removable pneumatic actuator 65°C max)

EGPS-1017 ELECTRON GUN POWER SUPPLY SPECIFICATIONS	
OUTPUTS	All necessary voltages to drive the Standard EFG-7 Electron Gun
ENERGY STABILITY	$\pm 0.01\%$ per hour; $\pm 0.02\%$ per 8 hours at full output
BEAM STABILITY	$\pm 0.1\%$ per hour with Emission Current Control or $\pm 10\%$ per hour after warm up without ECC
CONTROLS	FlexPanel controls: Energy, Source, Grid, Focus, Emission Current Control, optional X and Y Deflection
METERING	FlexPanel digital meters: Energy, Source Voltage, Source Current, Emission Current, Grid, Focus, optional X and Y Deflection
COMPUTER/REMOTE CONTROL & METER	Power supplies: 0 to +10 V (-10 V to +10 V, deflection) Metering: 0 to +2 V (-2 V to +2 V, deflection) On/off switches: 0 or +5 V Standard 50-pin connector for analog input/output and RS-232 serial port (RS-422 or RS-485 available, if specified at time of order) Optional: SCSI metering and programming connectors
SOFTWARE	Optional: National Instruments LabVIEW™ file,
INPUT	115 VAC switchable to 230 VAC, 50 to 60 Hz single phase, 250 VA
ENVIRONMENT	Temperature: 0 to 40°C, Relative humidity: 0 to 75% RH non condensing, Classified as a pollution degree 2, installation category (overvoltage category) II environment unit
DIMENSIONS (width x height x depth)	17 in. x 3.5 in. x 22 in. excluding handles (425 mm x 90 mm x 560 mm); 19 in. rack mountable

OPTIONAL RGDU-4A RASTER GENERATOR SPECIFICATIONS	
RASTER GENERATOR	10 separate frequency selections for both X and Y (X up to 1000 Hz, Y up to 50 Hz) Variable position offset (centering). Variable window size. All controllable remotely via RS-232, RS-422, RS-485, or analog input.
DIMENSIONS (width x height x depth)	17 in. x 3.5 in. x 22 in. excluding handles (425 mm x 90 mm x 560 mm); 19 in. rack mountable



EFG-7 ELECTRON GUN
Standard, without Deflection, mounted on Flange Adaptor
(Dimensions in mm)



Typical performance;
data for guidance only.

