

100 eV to 10 keV


Focusable Electron Beams, High Current Option up to 50 mA

FOR USE IN:

NEUTRAL BEAM EXCITATION
SPACE PHYSICS STUDIES
SURFACE HEATING
SURFACE EXCITATION
FLUORESCENCE EXPERIMENTS
SPACE CRAFT TESTING
VACUUM PHYSICS EXPERIMENTS

FEATURES / OPTIONS:

BEAM CURRENTS UP TO 50 mA
FOCUSING, DEFLECTION,
RASTERING
2 $\frac{3}{4}$ inch CFF MOUNTING
COMPUTER / REMOTE CONTROL



EGG-3103 Electron Gun Mounted on 2 $\frac{3}{4}$ CF Flange Multiplexer

The Kimball Physics EGG-3103 Electron Gun, with its matching EGPS-3103 Power Supply is a medium energy, high current electron gun with applications in general vacuum physics, surface heating, excitation, ionization, fluorescence experiments, and spacecraft testing. It is a complete subsystem ready to attach and turn on.

The gun generally uses a Yttria (Y₂O₃) cathode to generate a high current, focusable electron beam. The gun has a Pierce style geometry with a shaped grid element and a shaped first anode element to control the beam. Both beam energy and beam current are independently adjustable over wide ranges. The energy is variable from 100 eV to 10 keV, and current from 200 μ A to 10 mA. A high current option provides beam currents up to 50 mA.

UHV technology is used throughout. The gun can be run in vacuums from 10⁻¹¹ torr up to 10⁻⁵ torr. The electron gun is bakable to 350°C with cables removed.

The standard cathode is a high current, rugged yttria-coated disc (Y₂O₃). The cathode is not damaged by repeated exposure to atmospheric gases or water vapor when cold. Cathode lifetime is a function of vacuum conditions and beam current as related to cathode temperature. Cathode lifetime at low currents in good vacuum may be in the many hundreds of hours, or even over a thousand hours.



EGPS-3103 Electron Gun Power Supply with FlexPanel controller

Firing units are user-replaceable; spare firing units can be purchased new, and used firing units may be returned to the factory for rebuild. Alternatively, the entire electron gun can be sent back to the factory for complete cleaning, rebuild, cathode replacement, and optional in-vacuum testing.

Pulsing is not usually available with the EGG-3103 due to the gun geometry which is optimized for high beam currents. The grid controls the electron beam and can completely suppress emission at lower energies.

A rastering option can be provided by an additional separate power supply unit, the Raster Generator Deflection Unit.

The EGPS-3103 Power Supply features a modular design with miniaturized power supply clusters, optically isolated signals, and the new FlexPanel digital interface controller. The included power supplies are Beam Energy, Focus, and X,Y Deflection, as well as the floating Source/ECC and Grid supplies. The system includes a separate High Voltage Power Supply connected to and controlled by the EGPS-3103.

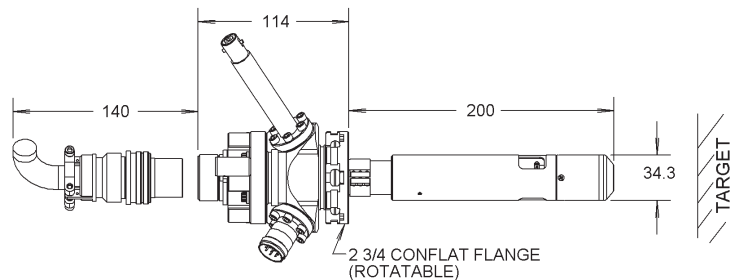
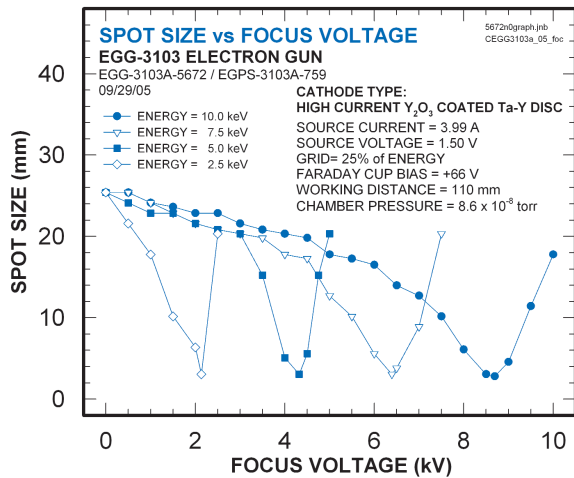
The new FlexPanel provides a digital display screen and an encoder wheel for programming control on the front panel. Rear panel connectors allow remote /computer control and metering of all gun power supplies. An RS-232 serial port and an analog input/output connector are included on standard power supply units. All common computer interface bus types can be accommodated, by use of appropriate digital to analog converters. RS-422/485 conversion is possible.

An optional LabVIEW™ computer program designed for the EGG-3103 is available for remote computer control and metering using National Instrument DAQ boards and SCSI connectors on the EGPS-3103. The program provides a virtual panel of controls and meters on the user's computer screen.

EGG-3103 ELECTRON GUN SPECIFICATIONS	
BEAM ENERGY	100 eV to 10 keV (Independently adjustable)
BEAM CURRENT	Standard: 200 μ A to 10 mA (Independently adjustable) High Current option: 5 mA to 50 mA
ENERGY SPREAD	Approx. 0.4 eV cathode thermal spread, calculated
SPOT SIZE	Standard: 1.5 mm to 20 mm (Independently adjustable) High Current option: 5 mm to 25 mm
WORKING DISTANCE	Variable: 100 mm to 1000 mm
BEAM DEFLECTION	Std: 4 pole electrostatic: $\pm 1^\circ$ at 10 keV; $\pm 10^\circ$ at 1 keV Optional: No deflection
PULSE CAPABILITY	Optional, consult Kimball Physics Engineering
BEAM UNIFORMITY	Gaussian
FIRING UNIT	Customer-replaceable Firing Unit includes precision-aligned cathode and Wehnelt (G-1) assembly
CATHODE TYPES	High current yttria-coated (Y_2O_3) disc Cathodes not harmed by repeated exposure to atmospheric gases while cold
MOUNTING	Flange Multiplexer with a 2 1/4 inch rotatable CF, including both tapped and clear mounting holes
BEAM ALIGNMENT	Optional: Mechanical alignment with $\pm 2^\circ$ Port Aligner
INSERTION LENGTH	Standard: 110 mm (with deflection), Range with deflection: 110 mm to 250 mm. Range without deflection: 100 mm to 250 mm. Custom lengths available. Gun manufactured at standard length unless otherwise specified at time of order.
GUN DIAMETER	34 mm, gun tube in vacuum
FEEDTHROUGHS	Multipin brazed ceramic, threaded stainless steel shell
CABLES / CONNECTORS	Multiconductor high voltage fully ground-shielded cable, coaxial grid cable, low voltage deflection cable, with mating aluminum shell connectors, to connect gun and power supply. Standard lengths: 3 m Optional: 5 m
MAXIMUM BAKEOUT	350°C with cables removed

EGPS-3103 ELECTRON GUN POWER SUPPLY SPECIFICATIONS	
OUTPUTS	All necessary voltages to drive the EGG-3103 Electron Gun (in combination with H.V. Power Supply)
ENERGY STABILITY	$\pm 0.01\%$ per hour; $\pm 0.02\%$ per 8 hours at full output
BEAM STABILITY	$\pm 0.1\%$ per hour with Emission Current Control or $\pm 10\%$ per hour after warm up without ECC
CONTROLS	FlexPanel controls: Energy, Source, Grid, Focus, X and Y Deflection, Emission Current Control
METERING	FlexPanel digital meters: Energy, Source Voltage, Source Current, Emission Current, Grid, Focus, X and Y Deflection
COMPUTER/REMOTE CONTROL & METER	Power supplies: 0 to +10 V (-10 V to +10 V, deflection) Metering: 0 to +2 V (-2 V to +2 V, deflection) On/off switches: 0 or +5 V Standard 50-pin connector for analog input/output and RS-232 serial port (RS-422 or RS-485 available, if specified at time of order) Optional: SCSI metering and programming connectors
SOFTWARE	Optional: National Instruments LabVIEW™ file, designed to run with computer DAQ boards NI 6034E and NI 6703
INPUT	115 VAC switchable to 230 VAC, 50 to 60 Hz single phase, 250 VA
ENVIRONMENT	Temperature: 0 to 40°C, Relative humidity: 0 to 75% RH non condensing, Classified as a pollution degree 2, installation category (overvoltage category) II environment unit
DIMENSIONS (width x height x depth)	Two units, total approx.: 17 in. x 10.5 in. x 22 in. excluding handles (425 mm x 260 mm x 560 mm); 19 in. rack mountable

OPTIONAL RGDU-4A RASTER GENERATOR SPECIFICATIONS	
RASTER GENERATOR	10 separate frequency selections for both X and Y (X up to 1000 Hz, Y up to 50 Hz) Variable position offset (centering). Variable window size. All controllable remotely via RS-232, RS-422, RS-485, or analog input.
DIMENSIONS (width x height x depth)	17 in. x 3.5 in. x 22 in. excluding handles (425 mm x 90 mm x 560 mm); 19 in. rack mountable



EGG-3103 ELECTRON GUN
Specify insertion length: 110 mm to 250 mm, with deflection
(Dimensions in mm)

Typical performance; data for guidance only.

