

5 eV to 1000 eV


Wide-Angle Low-Energy Electron Beams from a Compact Source

FOR USE IN:


CHARGE NEUTRALIZATION
SURFACE PHYSICS STUDIES
IONIZATION EXPERIMENTS
SURFACE SCRUBBING

FEATURES / OPTIONS:

COMPACT SIZE: 13 mm DIA x 17 mm LENGTH
VARIABLE MOUNTING CONFIGURATIONS
MEDIUM CURRENTS AT LOW ENERGIES
REBUILDABLE COMPONENTS
PULSING OPTIONS



FRA-2X1-2 Electron Guns,
(a) Mounted on 2 3/4" CF and (b) Unmounted style



Standard FRA-2X1-2 Electron Gun,
unmounted (no CFF or feedthrough)
actual size


The Kimball Physics FRA-2X1-2 Electron Gun, with its matching EGPS-1011 Power Supply, is intended for use in a variety of UHV, surface physics, charge neutralization, and processing applications. It is a complete subsystem ready to attach to the user's vacuum system and turn on. Both beam energy and beam current are adjustable over wide ranges.

The FRA-2X1-2 Electron Gun uses a refractory metal cathode to generate a uniform flood beam. The cathode was specifically designed for low energy spread. The gun design allows for generation of the beam down to low energies, and very low currents. The FRA-2X1-2 can produce modest beam currents at energies as low as 5 eV. It can deliver maximum beam currents of 50 μ A at 5 eV, and 400 μ A at 1000 eV.

The FRA-2X1-2 low-energy electron flood gun uses a planar triode design. An acceleration grid enhances beam current at low energies. Secondary electrons which may be generated at this grid cannot exit the electron gun because of the positive potential (0 to +100 V with respect to the cathode) applied to the grid.

Enhanced in design for flood gun performance at low energies, the FRA-2X1-2 Electron Gun has a half angle divergence at 50 eV of 11.5 degrees. As the beam energy is increased, the divergence decreases. Larger spots are achievable at low energies, but not necessarily at higher energies.

The standard FRA-2X1-2 Electron Gun is a compact unmounted gun with no feedthrough, as shown above. When part of a system with the EGPS-1011 Power Supply, this standard unmounted gun comes with a mounting kit (clamps, plates, and wire) and a separate flange and multipin feedthrough combination. Optionally the electron gun can be mounted on a 1 1/8 inch CF or 2 3/4 inch CF flange with a single multi-pin feedthrough (upper gun, above). The gun may also be mounted on a Flange Multiplexer for installation of a Faraday cup or to allow the grid lead to be separate for pulsing, as shown below.



FRA-2X1-2 on a 2 3/4" CF Flange Multiplexer, with a rotary Faraday Cup

UHV technology is used throughout. The gun can be run in vacuums from 10^{-11} torr up to 10^{-5} torr for the standard Ta disc cathode. Unmounted, the electron gun is bakeable up to 400°C. Mounted on a feedthrough, it is bakeable up to 350°C with the cable removed.

Optional cathodes include: barium oxide discs (BaO, low light, low energy spread, min. vacuum 1×10^{-7} torr) or yttria-coated iridium discs (Y_2O_3 - Ir, rugged, vacuum up to 10^{-4} torr, may survive brief loss of vacuum). With the exception of BaO, the cathodes are not damaged by repeated exposure to atmospheric gases or water vapor when cold. Cathode lifetime is a function of vacuum conditions and beam current as related to cathode temperature. Cathode lifetime at low currents in good vacuum may be in the many hundreds of hours, or even over a thousand hours.

In the mounted gun, firing units are user-replaceable; spare firing units can be purchased new, and used firing units may be returned to the factory for rebuild. Alternatively, the entire mounted electron gun, or an unmounted gun, can be sent back to the factory for complete cleaning, rebuild, cathode replacement, and optional in-vacuum testing.

The extraction grid allows pulsing options: either fast capacitive beam pulsing or dual grid pulsing. Capacitive beam pulsing, using a Pulse Junction Box, permits fast beam pulsing down to 20 ns with 20% maximum duty cycle. Capacitive pulsing requires an external, variable-voltage pulse generator (not included) and Flange Multiplexer mounting. Pulsing of the electron beam can also be accomplished with dual grid supplies (positive and negative) in the EGPS-1011, requiring only a TTL pulse input.


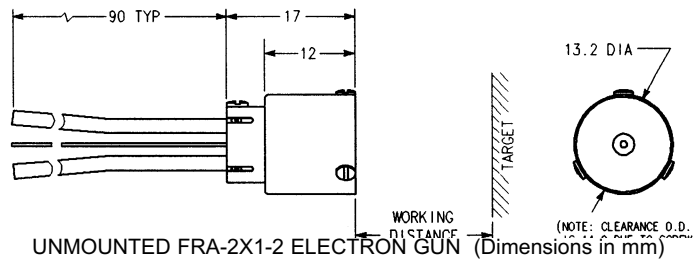
The EGPS-1011 Power Supply features a modular design with miniaturized power supply clusters, optically isolated signals, and the new FlexPanel digital interface controller. The included power supplies are Beam Energy, the floating Source/ECC and Grid supplies.

The new FlexPanel provides a digital display screen and a keypad for programming control on the front panel. Rear panel connectors allow remote /computer control and metering of all gun power supplies. An RS-232 serial port and an analog input/output connector are included on standard power supply units. All common computer interface bus types can be accommodated, by use of appropriate digital to analog converters. RS-422/485 conversion is possible.

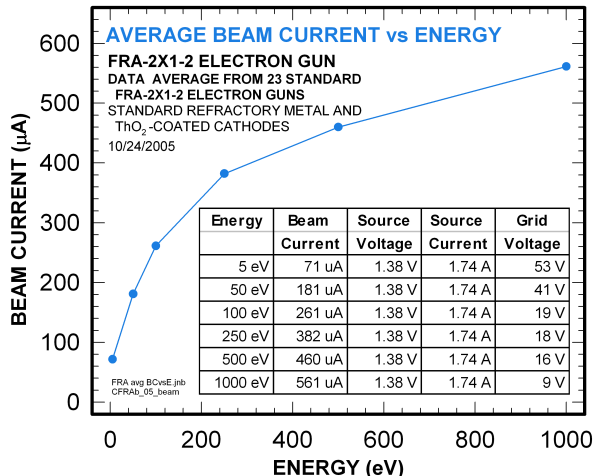
An optional LabVIEW™ computer program designed for the FRA-2X1 is available for remote computer control and metering using National Instrument DAQ boards and SCSI connectors on the EGPS-1011. The program provides a virtual panel of controls and meters on the user's computer screen.

FRA-2X1-2 ELECTRON GUN SPECIFICATIONS	
BEAM ENERGY	5 eV to 1000 eV (Independently adjustable)
BEAM CURRENT	1 nA to 400 μ A (Independently adjustable) with maximums of 50 μ A at 5 eV, 100 μ A at 50 eV, and 400 μ A at 1000 eV
ENERGY SPREAD	Approx. 0.4 eV cathode thermal spread, calculated
SPOT SIZE	Flood beam: 2 mm to 50 mm Spot size varies with beam parameters. Design optimized for 20 mm dia spot at 50 eV and 25 mm working distance.
WORKING DISTANCE	Variable: 10 mm to 50 mm
BEAM DEFLECTION	None
PULSE CAPABILITY (using appropriate pulse generator, not included)	Optional Capacitive Pulse Junction Box: pulse width 20 ns to 100 μ s, rise/fall 10 ns, 50 Ω impedance, 1 W standard (higher power available) Optional Dual Grid Power Supply: pulse width 2 μ s to DC, rise/fall 500 ns, rep rates to 5kHz (TTL required)
BEAM UNIFORMITY	Gaussian
FIRING UNIT	For mounted gun: Customer-replaceable Firing Unit includes precision-aligned cathode and Wehnelt (G-1) assembly and anode, with insulators and connectors
CATHODE TYPES	Standard: Tantalum disc Optional: Barium oxide (BaO) or Yttrium oxide (Y ₂ O ₃) Cathodes not harmed by repeated exposure to atmospheric gases while cold
MOUNTING	Standard: Unmounted— optional UHV mounting kit (SS plates, clamps, wire, CFF/feedthrough) Optional: Mounted—1 $\frac{1}{8}$ or 2 $\frac{1}{4}$ CFF with feedthrough or Flange Multiplexer with a 2 $\frac{1}{4}$ inch rotatable CFF, including both tapped and clear mounting holes
FARADAY CUP	Optional: Mounted on gun, manual or pneumatic control
BEAM ALIGNMENT	Optional: Mechanical alignment with $\pm 2^\circ$ Port Aligner
INSERTION LENGTH	Unmounted: approximately 17.2 mm, Leads usually extend 90 mm beyond gun structure Mounted: Standard: 150 mm. Range: 110 to 170 mm. Custom lengths available. Gun manufactured at standard length unless otherwise specified at time of order.
GUN DIAMETER	Unmounted: 13.2 mm Mounted: 19.1 mm
FEEDTHROUGHS	Multipin brazed ceramic, threaded stainless steel shell
CABLES / CONNECTORS	Multiconductor high voltage fully ground-shielded cable, with mating aluminum shell connectors, to connect gun and power supply. Standard lengths: 3 m Optional: 5 m (included with system, optional with unmounted gun)
MAXIMUM BAKEOUT	Unmounted: 400°C Mounted: 350°C with cables removed (Faraday cup: removable pneumatic actuator 65°C max)

EGPS-1011 ELECTRON GUN POWER SUPPLY SPECIFICATIONS	
OUTPUTS	All necessary voltages to drive the FRA-2X1-2 Electron Gun
ENERGY STABILITY	$\pm 0.01\%$ per hour; $\pm 0.02\%$ per 8 hours at full output
BEAM STABILITY	$\pm 0.1\%$ per hour with Emission Current Control or $\pm 10\%$ per hour after warm up without ECC
CONTROLS	FlexPanel controls: Energy, Source, Grid, Emission Current Control
METERING	FlexPanel digital meters: Energy, Source Voltage, Source Current, Emission Current, Grid
COMPUTER/REMOTE CONTROL & METER	Power supplies: 0 to +10 V Metering: 0 to +2 V, On/off switches: 0 or +5 V Standard 50-pin connector for analog input/output and RS-232 serial port (RS-422 or RS-485 available, if specified at time of order) Optional: SCSI metering and programming connectors
SOFTWARE	Optional: National Instruments LabVIEW™ file, designed to run with computer DAQ boards NI 6034E and NI 6703
INPUT	115 VAC switchable to 230 VAC, 50 to 60 Hz single phase, 250 VA
ENVIRONMENT	Temperature: 0 to 40°C, Relative humidity: 0 to 75% RH non condensing, Classified as a pollution degree 2, installation category (overvoltage category) II environment unit
DIMENSIONS (width x height x depth)	17 in. x 3.5 in. x 22 in. excluding handles (425 mm x 90 mm x 560 mm); 19 in. rack mountable



Optional Mounting Kit for an unmounted FRA-2X1-2 Electron Gun



Typical performance; data for guidance only.

